



Primer design using Vector NTI (or other DNA management software


Tao Dong
Bio4XX3, McMaster University
May 4, 2010



PCR

1. PCR: Amplification of target DNA sequences
2. Steps:
 1. Denaturation
 2. Annealing
 3. Extension

} 30 cycles
3. Template + Primers + Taq Polymerase + dNTP + buffer ($MgCl_2$)



Primer design


1. Primer Length: 18-22 bases
2. Primer Melting Temperature: 52-58 °C
3. Primer annealing temperature
4. GC Content: 40%-60%
5. GC Clamp: GC at 3'
6. Primer Secondary Structures: try to avoid
7. Repeats: maximum 4 repeats: ATATATAT
8. Runs: maximum 4: AAAA
9. End Stability: less stability at 3', less false priming
10. Avoid Template secondary structure
11. Avoid Cross homology



May 2010


Bio4XX3 Confidential

3



PCR primer guidelines

- Tech note from Premierbiosoft
- [http://www.premierbiosoft.com/tech
notes/PCR_Primer_Design.html](http://www.premierbiosoft.com/tech_notes/PCR_Primer_Design.html)



May 2010

Bio4XX3 Confidential

4

Assignment

- Design a pair of primers to amplify the *cm* gene of pCA24N.
- Send your candidate primers to bio4xx3@gmail.com (place "pACN24 primers" in the subject line)



May 2010

Bio4XX3 Confidential

5

Vector NTI

- Data management program
- DNA and protein sequence storage and analysis
- Cloning and digestion map
- Sequence alignment
- Retrieve sequence directly from NCBI database
- Primer design



May 2010

Bio4XX3 Confidential

6

